YHL 6 POMPA
HELICAL GEAR PUMP



POMPA DEĞERLERİ / *PUMP PROPERTIES*	
Q	:175 m³/h
Hm	:1 ~ 15 Bar
T	:0 ~ 350 ºC
n	:1 ~ 500 d/d
Visc.	:100 ~ 250000 SSU

KULLANIM ALANLARI

- Endüstriyel uygulamalarda,
- Melas,
- Petrol,
- Yakıt,
- Yüksek hacim transferlerinde.

USE AREAS

- *Industrial applications*
- *Transfer of molasses,*
- *Petroleum,*
- *Fuel,*
- *High volume transfer*

MALZEME SEÇENEKLERİ

- Pompa Gövdesi, Kapaklar, Dişliler : Dökme (pik) demir, çelik döküm, paslanmaz AISI 304 / 316 döküm, sfero döküm
- Yataklar : Snbz 12 bronz, rulman, karbon grafit, ina burc
- Sızdırmazlık: Yumuşak salmastra, mekanik salmastra.

MATERIAL OPTIONS

- *Pump Body, covers and gears: Cast iron, steel cast, stainless AISI 304 / 316 cast.*
- *Bearings: Snbz 12 bronze, bearing, carbon graphite, Ina bushing bearing.*
- *Sealing: Soft seal, mechanical seal*

YILDIZ POMPA MAKINA SAN. TIC .LTD. STI. Aydınlı Mh. Birlik Org. San. Böl. 5.Sk. No:7 Tuzla / İSTANBUL
Tel : (0216) 378 64 21 www.yildizpompa.com.tr

YHL 6 POMPA
HELICAL GEAR PUMP



HELİS DİŞLİ POMPA ÇALIŞMA PRENSİBİ /
WORKING PRINCIPLE OF HELICAL GEAR PUMP

Bu pompalar da dişli pompa prensibiyle çalışır. Pompa mili, motordan almış olduğu dairesel hareketi, mil üzerindeki dişli (çeviren) ile, diğer dişliye (çevrilen) ters yönde iletir. Dişliler birbirinden ayrılırken, dişlilerin arasına sıvı dolar. Bu sıvı, dönme hareketi ile basma bölgesine taşınarak, dişliler iç içe girerken basma kanalına atılır. Sıvının viskozitesine bağlı olarak 20 Bar'a kadar basınç elde edilir.

Helis dişli olması nedeniyle, sessiz çalışması istenen ve kesintisiz debiye ihtiyaç duyulan yerler için ve fazla koyu olmayan, orta basınçlı ortamlarda kullanılabilir.

These pumps work same gear pumps. Pump shaft transmits circular movement with own gear to other gear on inverse side. While gears leave from other, liquid get full between gears. While gears become close, this liquid moves with rotary motion to outlet. We can have pressure until 20 Bar according to liquid viscose.

Also they are good in where there is a need for uninterrupted capacity for less viscous and medium pressure places.

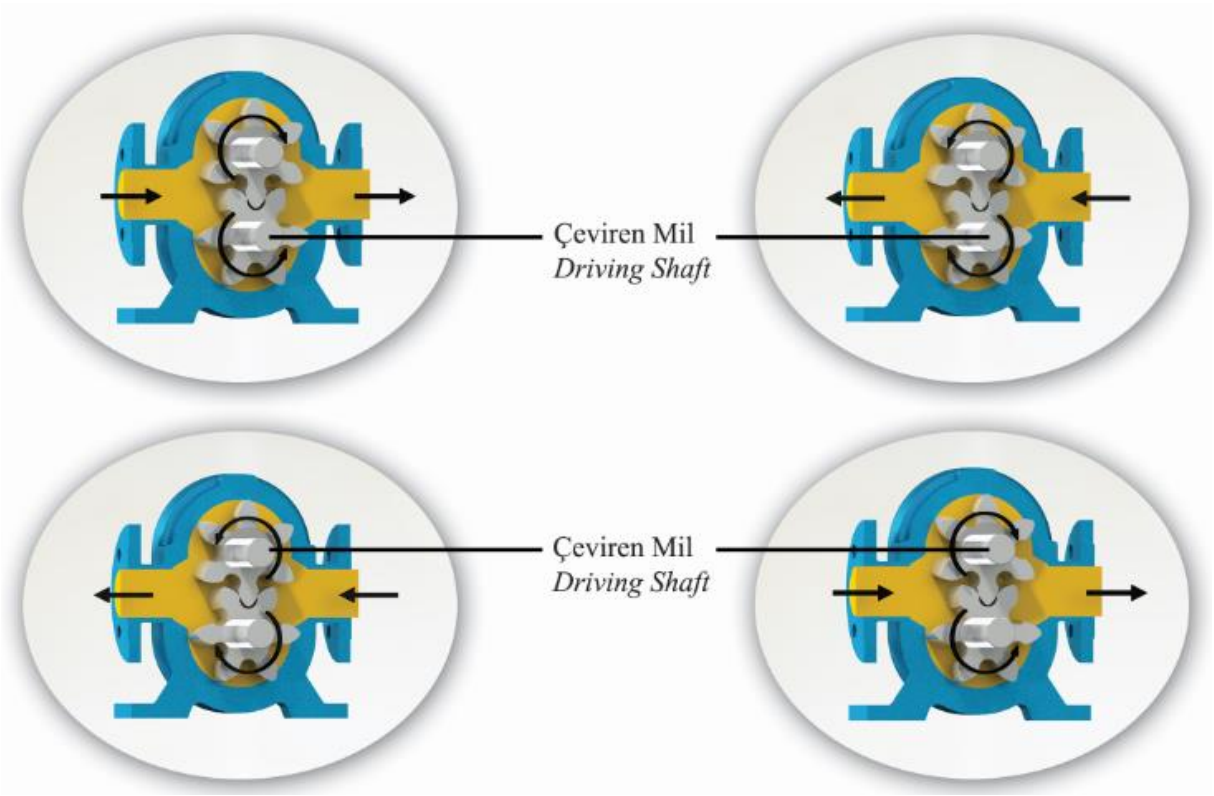

YHL 6 POMPA
HELICAL GEAR PUMP



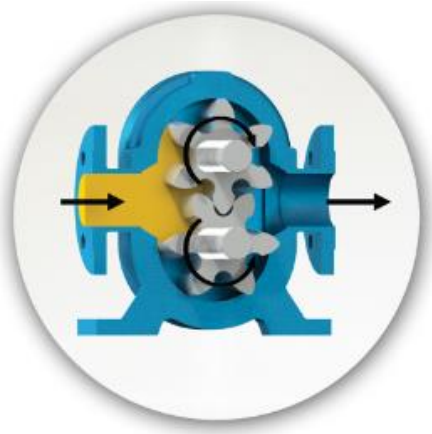

Yandaki renkli kısım sıvının pompa gövdesindeki emiş ağzı alanına, çeviren dişli ve çevrilen dişli dişleri arasındaki dişli boşlukları alanına girişini gösterir. İki siyah ok pompanın dönüş ve sıvının ilerleyişini gösterir.

Picture on the side illustrates the entrance of space between rotating and rotated gears, passing by pump port. Black arrows shows pump's rotation direction and progressing of the liquid inside the pump.

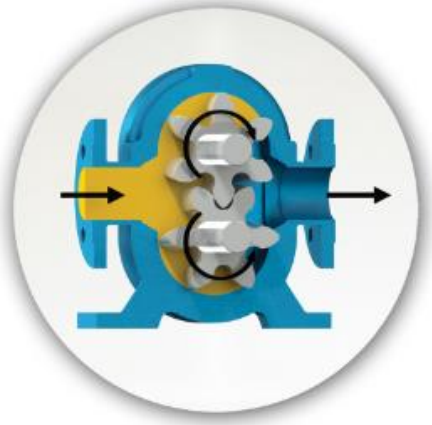

Dişliler ile pompa gövdesi arasında sıvının ilerleyişine dikkat edin. Dişliler birbirlerinin arasında değil, gövde ile dişli boşlukları arasında akışkanı taşımaktadırlar. Bu resim pompanın iç kısmının dolup sıvının boşaltma ağzı alanına itilmesinden hemen önceki durumunu göstermektedir.

Pay attention to liquid progress in the gap between gears' teeth and pump casing. Liquid is transferred not through the gears, but between each gear and pump casing. This picture illustrates the progress of the liquid up to pump discharge area.

Bu görüntü pompanın tamamen dolup taştığı durumu ve sıvının boşaltma işlemini, boşaltma ağzından ilerleyişini göstermektedir. Sıvıyı boşaltma ağzından dışarı doğru iten, çeviren ve çevrilen dişlilerin dişleri birbiri içine geçer.

In this figure, liquid is illustrated during filling all pump inner spaces and flowing out of the pump discharge port. Gears' teeth mesh in and, thus, forces the liquid outside of discharge port.

YILDIZ POMPA MAKINA SAN. TIC .LTD. STI. Aydınlı Mh. Birlik Org. San. Böl. 5.Sk. No:7 Tuzla / İSTANBUL
Tel : (0216) 378 64 21 www.yildizpompa.com.tr

YHL 6 POMPA
HELICAL GEAR PUMP



YHL6" POMPASINA AİT KAPASİTE VE GÜÇ TABLOSU / *CAPACITY AND POWER TABLE*					
KAPASİTE (m³/h) *CAPACITY (Q)*	DEVİR (d/d) *SPEED (rpm)*	ÇIKIŞ BASINCI / *PRESSURE*			VİSKOZİTE *VISCOSITY*
		0 Bar	3,5 Bar	7 Bar	
35	100	25 HP	30 HP	40 HP	25000 SSU
53	150	30 HP	40 HP	50 HP	7500 SSU
70	200	30 HP	50 HP	60 HP	2500 SSU
88	250	40 HP	50 HP	60 HP	750 SSU
123	350	40 HP	50 HP	75 HP	100 SSU
175	500	50 HP	75 HP	100 HP	100 SSU

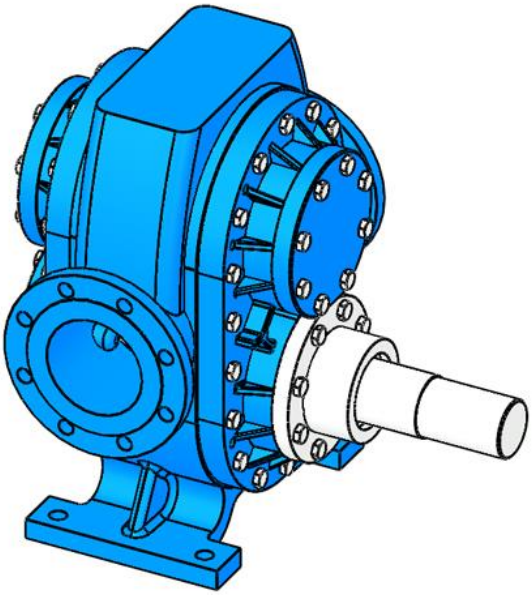

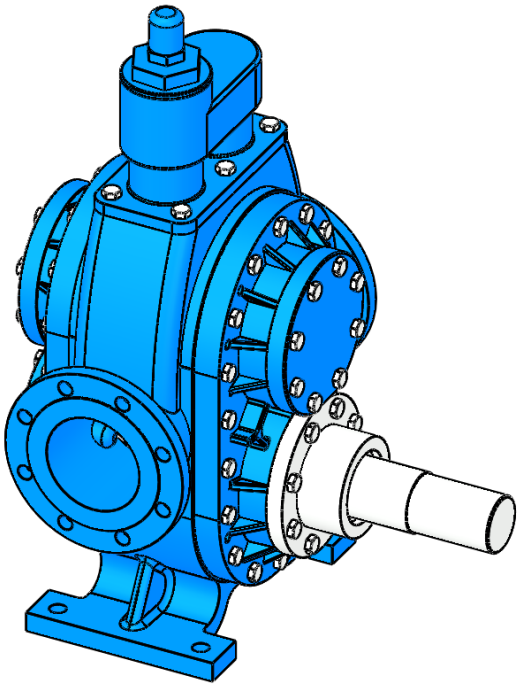

YILDIZ POMPA MAKINA SAN. TIC .LTD. STI. Aydınlı Mh. Birlik Org. San. Böl. 5.Sk. No:7 Tuzla / İSTANBUL
Tel : (0216) 378 64 21 www.yildizpompa.com.tr

YHL 6 POMPA
HELICAL GEAR PUMP



KAPASİTE EĞRİLERİ / *CAPACITY GRAPHS*

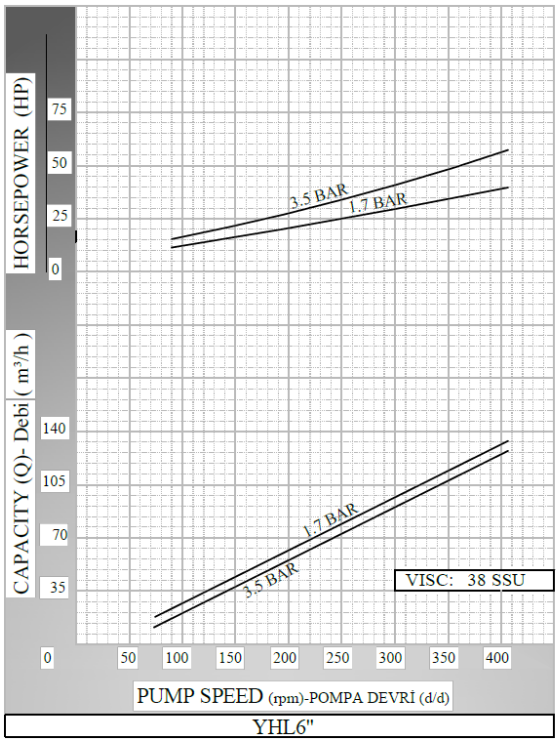

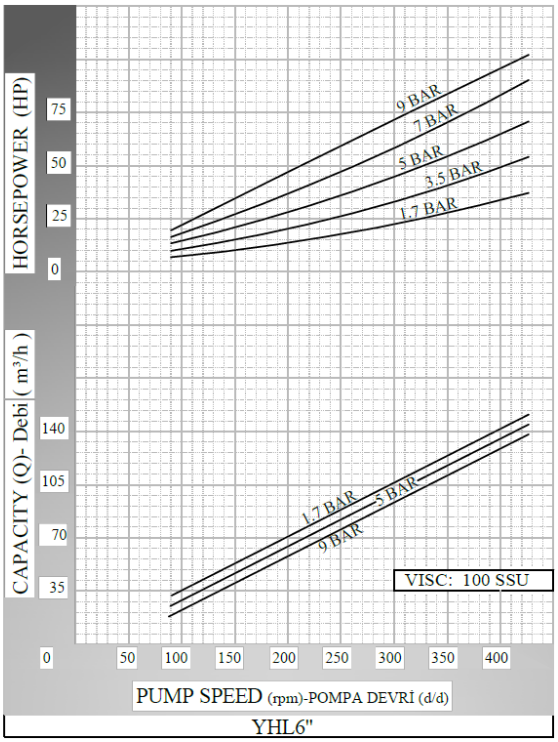

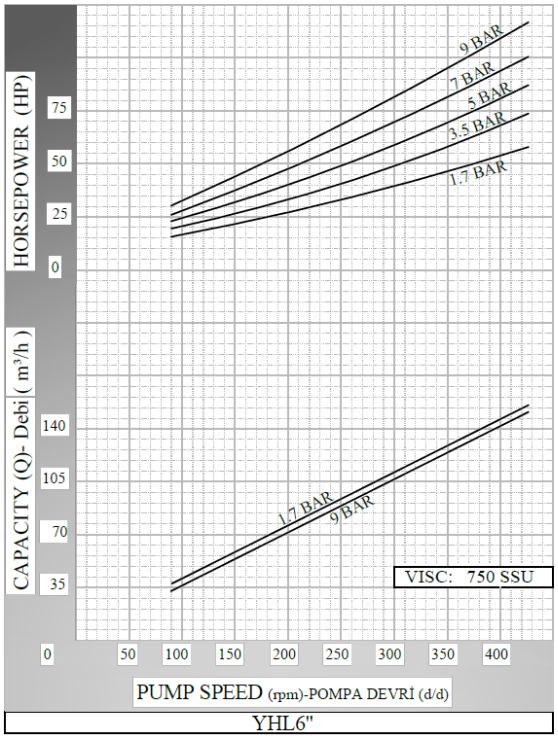

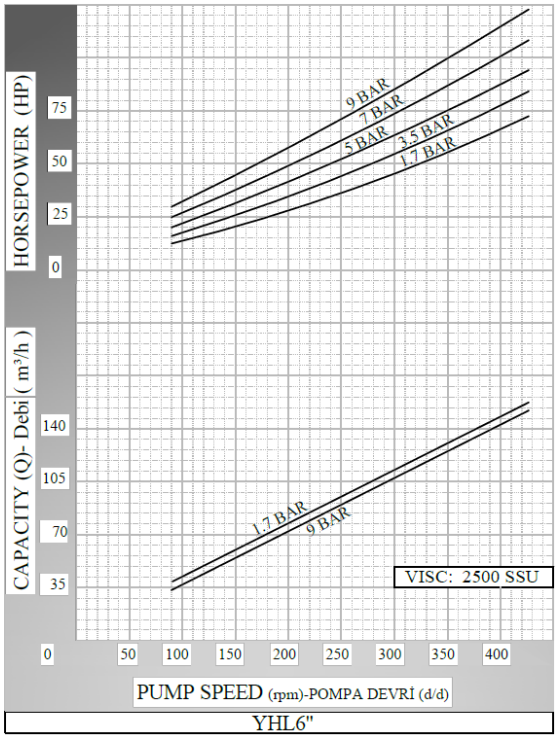

YILDIZ POMPA MAKINA SAN. TIC .LTD. STI. Aydınlı Mh. Birlik Org. San. Böl. 5.Sk. No:7 Tuzla / İSTANBUL
Tel : (0216) 378 64 21 www.yildizpompa.com.tr

YHL 6 POMPA
HELICAL GEAR PUMP



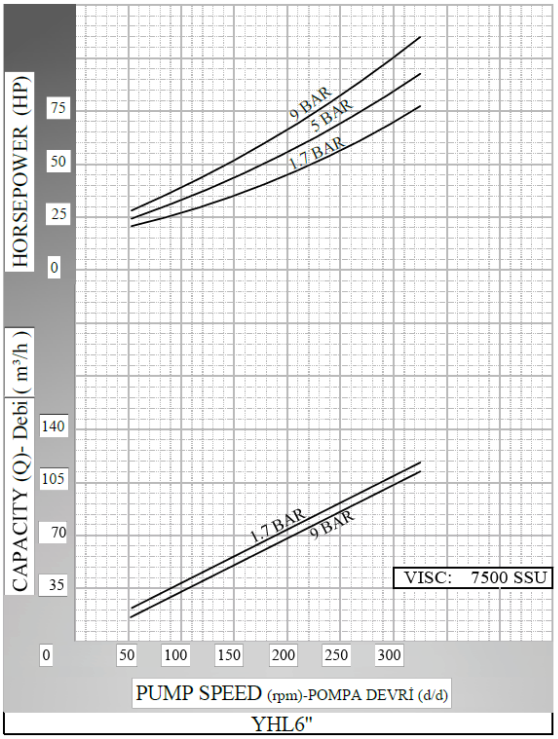

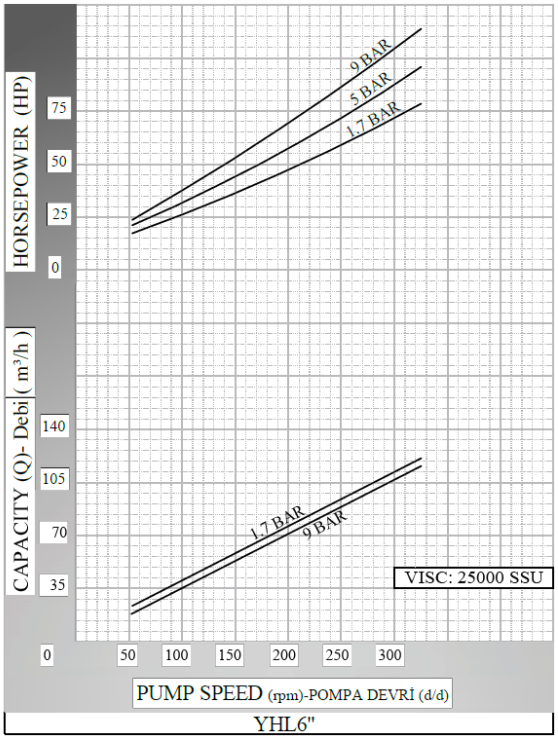

YILDIZ POMPA MAKINA SAN. TIC .LTD. STI. Aydınlı Mh. Birlik Org. San. Böl. 5.Sk. No:7 Tuzla / İSTANBUL
Tel : (0216) 378 64 21 www.yildizpompa.com.tr

YHL 6 POMPA
HELICAL GEAR PUMP



POMPA BOYUT ÖLÇÜLERİ / *PUMP DIMENSIONS*

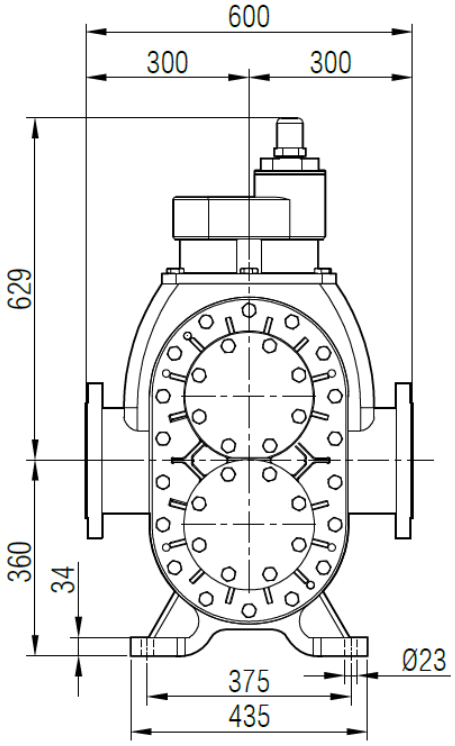

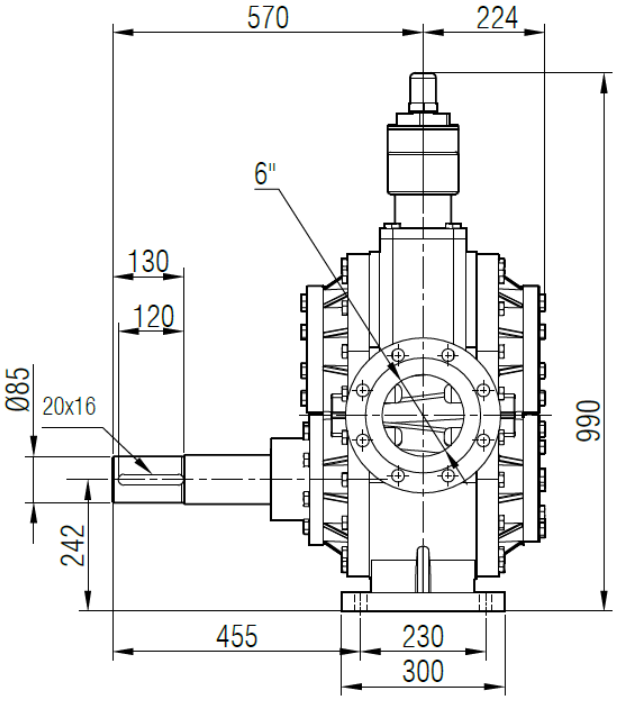

CEKETLİ / *WITH JACKETED*

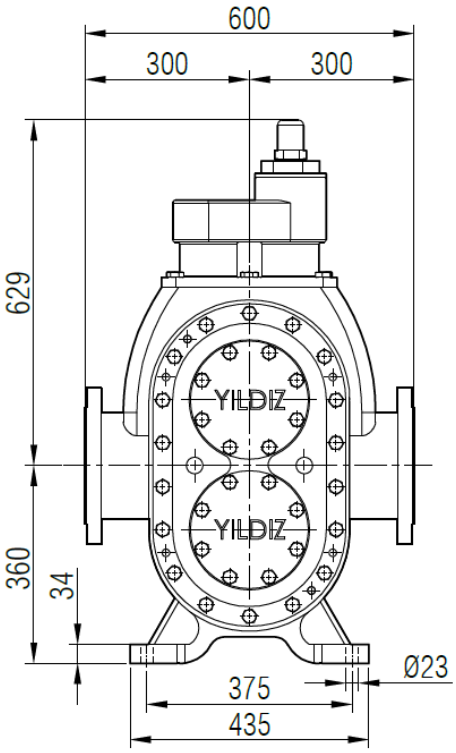

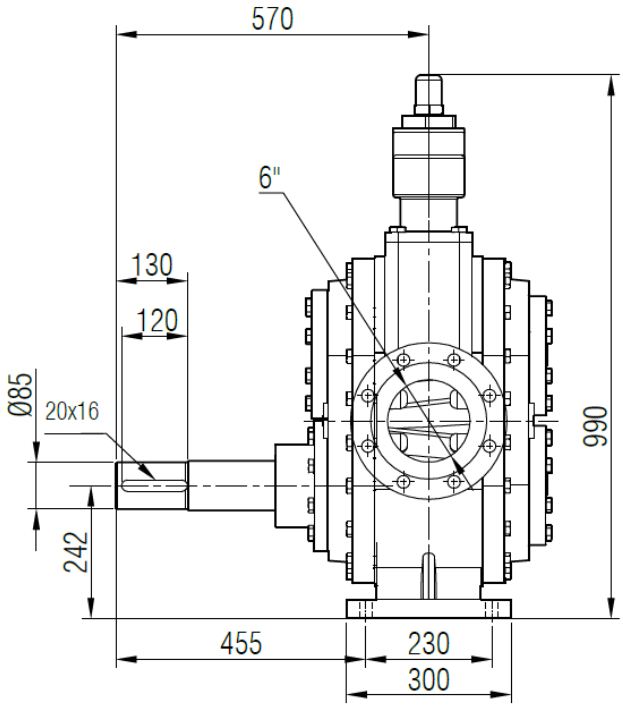

YILDIZ POMPA MAKINA SAN. TIC .LTD. STI. Aydınlı Mh. Birlik Org. San. Böl. 5.Sk. No:7 Tuzla / İSTANBUL
Tel : (0216) 378 64 21 www.yildizpompa.com.tr

YHL 6 POMPA
HELICAL GEAR PUMP



YEDEK PARÇA LİSTESİ / *SPARE PARTS LIST*
YUMUŞAK SALMASTRALI / *SEALED WITH SOFT SEAL*

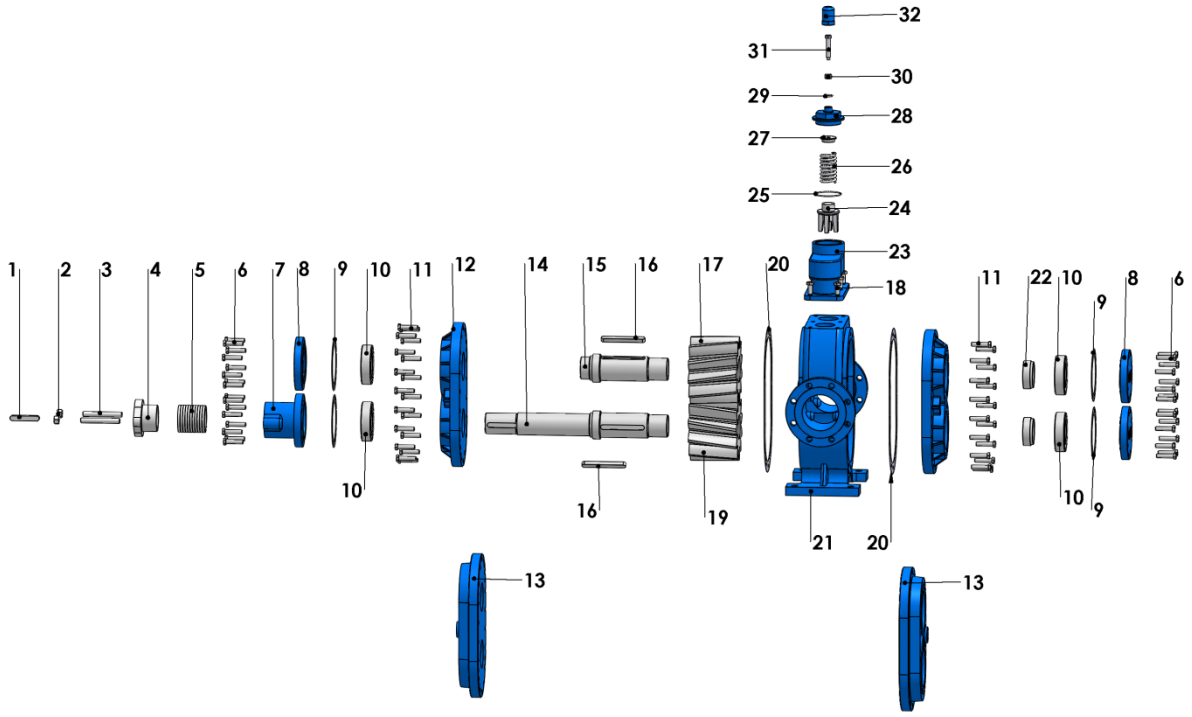

No	PARÇA İSMİ	PART NAME	ADET/ QTY.	No	PARÇA İSMİ	PART NAME	ADET/ QTY.
1	KAPLİN KAMA 20x16x120 A	COUPLING KEY 20x16x120 A	1	17	SOL DİŞLİ KAMALI	LEFT HELICAL GEAR WITH KEY	1
2	M20 SOMUN	NUT M20	2	18	M16x70 6 KÖŞELİ CİVATA	HEX BOLT M16x40	6
3	M20x160 SAPLAMA (Y. YUMUŞAK SALMASTRALI)	STUD M20x160 (FOR PAKING SEAL)	2	19	SAĞ HELİS KAMALI	RIGHT HELICAL GEAR WITH KEY	1
4	YUMUŞAK SALMASTRA BASKISI	PACKING PRESS	1	20	GÖVDE CONTA	CASING GASKET	2
5	YUMUŞAK SALMASTRA	PACKING	1	21	GÖVDE	CASING	1
6	M18x70 6 KÖŞELİ CİVATA	HEX BOLT M18x70	32	22	BİLEZİK	SPACER	2
	M16x60 6 KÖŞELİ CİVATA (CEKETLİ KAPAK İÇİN)	HEX SCREW M16x60 (FOR JACKETED COVER)	32	23	BYPASS	PRESSURE RELIEF VALVE	1
7	YUMUŞAK SALMASTRA YATAĞI	SOFT SEAL SEAT	1	24	KLEPE	VALVE	1
8	RULMAN KAPAĞI	BALL BEARING COVER	3	25	BYPASS O-RING	BYPASS O-RING	1
9	RULMAN KAPAK CONTASI	BEARING COVER GASKET	4	26	YAY	SPRING	1
10	RULMAN (NJ2218)	BEARING (NJ2218)	4	27	PUL	WASHER	1
11	M16x70 6 KÖŞELİ CİVATA	HEX BOLT M16x70	36	28	BYPASS KAPAĞI	BYPASS COVER	1
12	KAPAK	COVER	2	29	TİJ KAPAK O-RİNG	CAP O-RING	1
13	CEKETLİ KAPAK	JACKETED COVER	2	30	M16 SOMUN	NUT M16	1
14	UZUN MİL	DRIVING SHAFT	1	31	6 KÖŞE CİVATA M16x90	ADJUSTING SCREW M16x90	1
15	KISA MİL	DRIVEN SHAFFT	1	32	TİJ KAPAĞI	CAP	1
16	DİŞLİ KAMA 20x16x180	GEAR KEY 20x16x180	3				

YILDIZ POMPA MAKINA SAN. TIC .LTD. STI. Aydınlı Mh. Birlik Org. San. Böl. 5.Sk. No:7 Tuzla / İSTANBUL
Tel : (0216) 378 64 21 www.yildizpompa.com.tr

YHL 6 POMPA
HELICAL GEAR PUMP



YEDEK PARÇA LİSTESİ / *SPARE PARTS LIST*
MEKANİK SALMASTRALI / *SEALED WITH MECHANICAL SEAL*

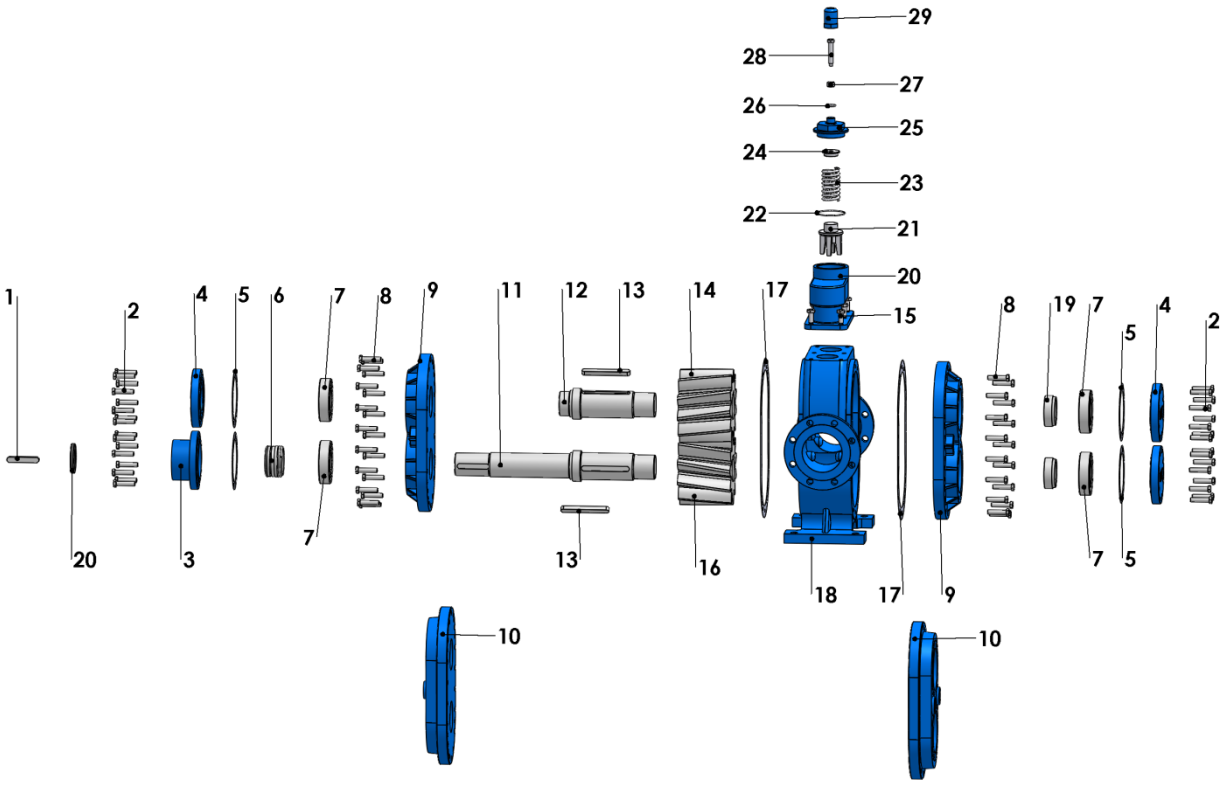

No	PARÇA İSMİ	PART NAME	ADET/ QTY.	No	PARÇA İSMİ	PART NAME	ADET/ QTY.
1	KAPLİN KAMA 20x16x120 A	COUPLING KEY 20x16x120 A	1	16	SAĞ HELİS KAMALI	RIGHT HELICAL GEAR WITH KEY	1
2	M18x70 6 KÖŞELİ CİVATA	HEX BOLT M18x70	32	17	GÖVDE CONTA	CASING GASKET	2
	M16x60 6 KÖŞELİ CİVATA (CEKETLİ KAPAK İÇİN)	HEX BOLT M16x60 (FOR JACKETED COVER)	32	18	GÖVDE	CASING	1
3	MEKANİK SALMASTRA YATAĞI	MECHANICAL SEALS SEAT	1	19	BİLEZİK	SPACER	2
4	RULMAN KAPAĞI	BALL BEARING COVER	3	20	BYPASS	PRESSURE RELIEF VALVE	1
	RULMAN KAPAK CONTASI	BEARING COVER GASKET	4	21	KLEPE	VALVE	1
6	MEKANİK SALMASTRA	MECHANICAL SEAL	1	22	BYPASS O-RING	BYPASS O-RING	1
7	RULMAN (NJ2218)	BEARING (NJ2218)	4	23	YAY	SPRING	1
8	M16x70 6 KÖŞELİ CİVATA	HEX BOLT M16x70	36	24	PUL	WASHER	1
9	KAPAK	COVER	2	25	BYPASS KAPAĞI	BYPASS COVER	1
10	CEKETLİ KAPAK	JACKETED COVER	2	26	TİJ KAPAK O-RİNG	CAP O-RING	1
11	UZUN MİL	DRIVING SHAFT	1	27	M16 SOMUN	NUT M16	1
12	KISA MİL	DRIVEN SHAFFT	1	28	6 KÖŞE CİVATA M16x90	ADJUSTING SCREW M16x90	1
13	DİŞLİ KAMA 20x16x180	GEAR KEY 20x16x180	3	29	TİJ KAPAĞI	CAP	1
14	SOL DİŞLİ KAMALI	LEFT HELICAL GEAR WITH KEY	2				
15	M16x70 6 KÖŞELİ CİVATA	HEX BOLT M16x40	6				

YILDIZ POMPA MAKINA SAN. TIC .LTD. STI. Aydınlı Mh. Birlik Org. San. Böl. 5.Sk. No:7 Tuzla / İSTANBUL
Tel : (0216) 378 64 21 www.yildizpompa.com.tr